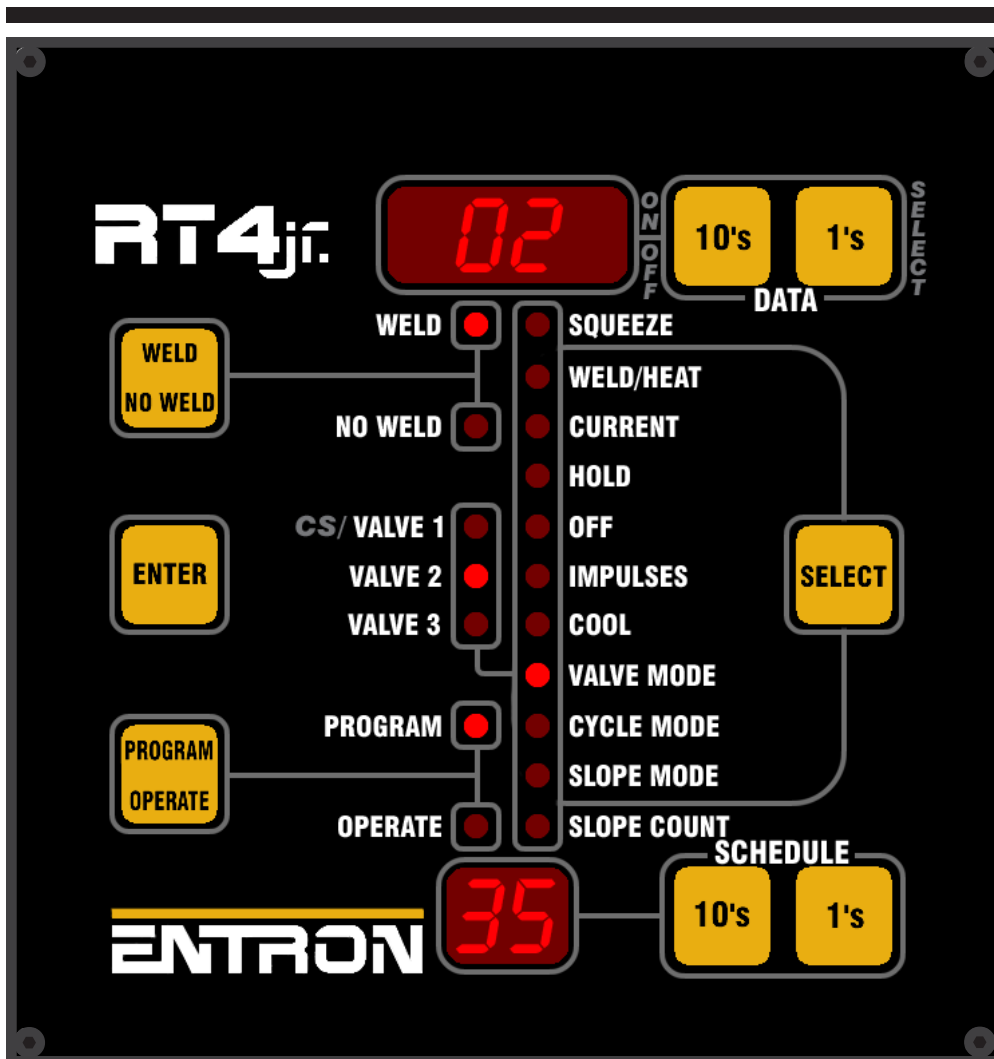


ENTRON™

RT4jr. – REMOTE TERMINAL



(Actual size)

- *Monitors from 1 to 64 Controls*
- *Long-Distance (up to 1 mile) Programming of Control Parameters*
- *Work Group Error Monitoring*
- *Work Group Current Monitoring*
- *Simple 2-wire 485 Interface*
- *Field Installable*
- *Complete with 25' of cable and two field-installable 9 pin D-subminiature connectors*
- *Laptop not needed to monitor or program*

Features

- Compact size
- Hand-held or machine mountable
- Distance from control up to 1 mile
- Remote data entry
- Scan work group (subset) of 64 controls for errors
- Use when RDEjr. pendant cable length is too short for application
- Has its own programmable PIN# which overrides control PIN# when used

Requirements

- 485 Option on Weld Controls
- 2-wire network between components of network
- 24 VDC power

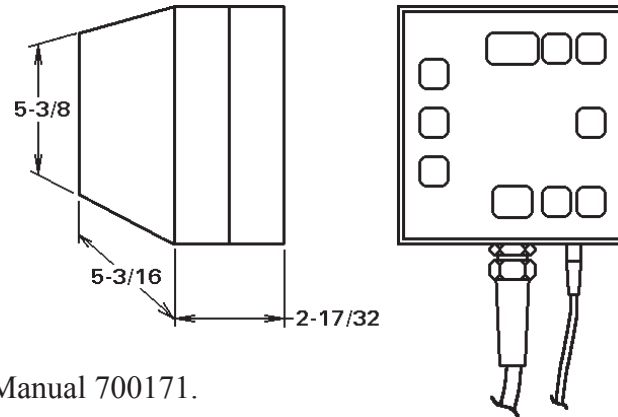


Exclusive ENTRON two year warranty

Available Models

- EN1000
- EN1001
- EN1000 Cascade
- EN1001 Cascade

RT4jr. dimensions



For more technical information, see Instruction Manual 700171.

RT4jr. is part of a complete networking system

ENRDHP1001-1800D/402/485
w/RDEjr. remote pendant



EN1000-1200E/485



EN(6)1000-1200U/485



ENTRON RS485 ENBUS


← UP TO 1 MILE OVERALL BUS LENGTH →



PC with ENLINK
and USB - RS485 adapter



RT4jr.



Assembly line of 5
EN1000-1200T/202/485
w/RT4jr. remotes



EN1000-300B/485

ENTRON™

Standard Resistance Welder Co

P.O. Box 268
Winston, GA 30187
770-949-2479
Fax 770-489-1826

RWMA
MEMBER

Distributed by: